


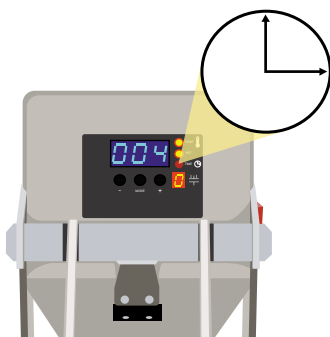
PREPRESS

- Be sure to prepress to remove moisture and wrinkles.
- You only need to prepress for a few seconds.



TIME

- Every transfer is different and requires a specific application instructions. Make sure to use the proper press time for each transfer.
- Pressing time can range from as few as 4 seconds for Goof Proof® to 15 seconds for Elasti Prints®.



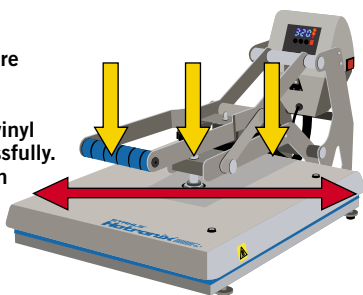
TEMPERATURE

- For heat sensitive fabrics you can use transfers with a lower application temperature. Elasti Prints® and Stretch Litho™ transfers apply at low temperatures. This will prevent scorch marks!
- For non heat sensitive fabrics you can use transfers with a higher application temperature.



EVEN PRESSURE

- Make sure apparel is smooth and that there are no zippers or folds in the fabric.
- Even pressure is critical to heat transferring vinyl materials onto garments correctly and successfully. An upper platen should meet the lower platen equally and without pinch points to avoid ruining finished designs or garments.



COVER SHEET

- We do NOT recommend cover sheets or pillows. A cover sheet can take 10-15 degrees away from the application causing your transfer to be under applied.
- Only use a cover sheet to cover any exposed ink when pressing.

